

# District Court of Guam Case Workload Statistics

For the 12 month period ending September 30, 2016

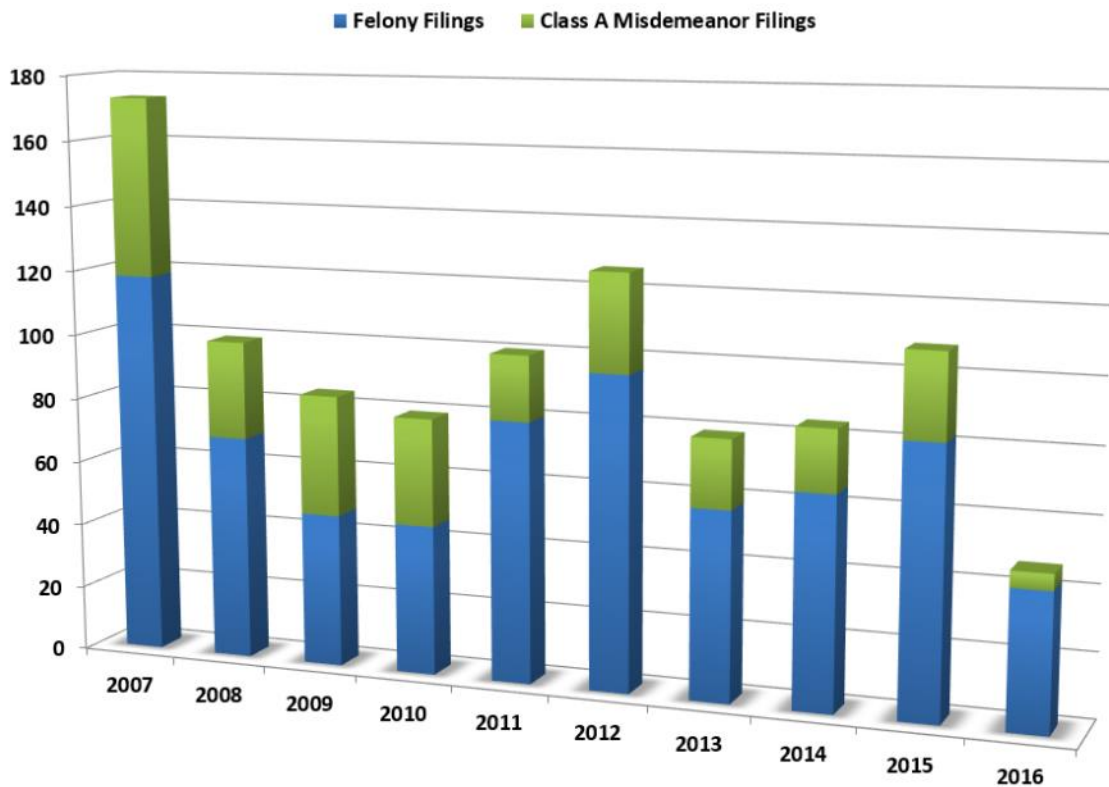


January 9, 2017

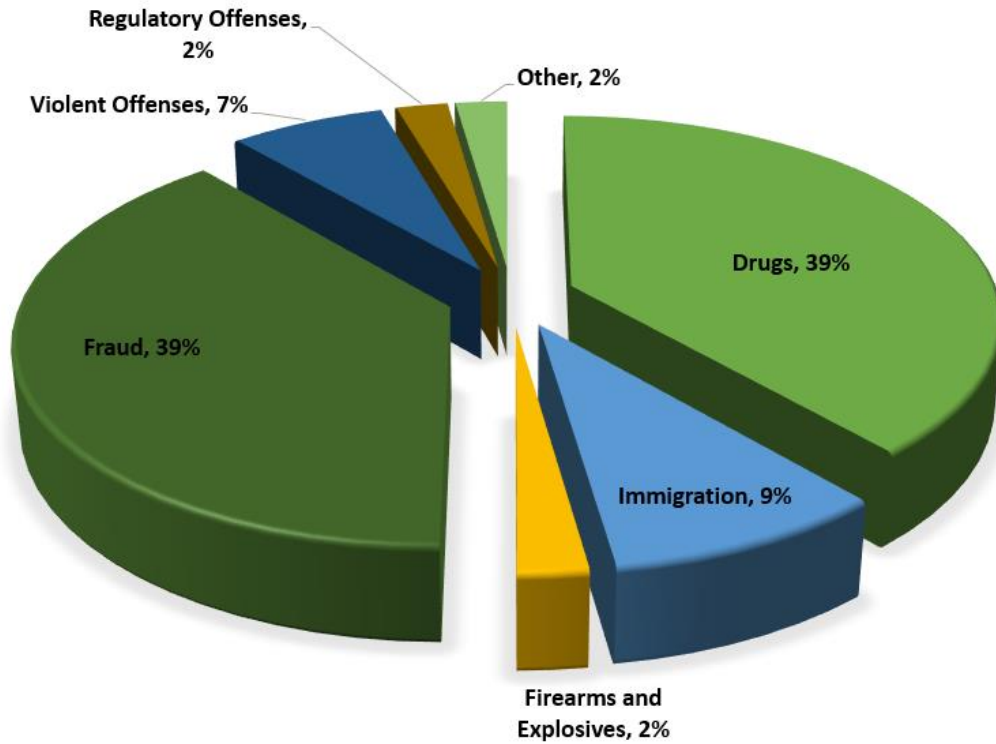
## District Caseload Measures (12-Month Period Ending September 30, 2016)

	2014	2015	2016	% Change (2016/2015)
<b>Filings</b>				
Civil	21	47	82	+74%
Criminal Defendants	62	113	49	-57%
Bankruptcy	147	133	152	14%
<b>Terminations</b>				
Civil	37	33	53	+60%
Criminal Defendants	91	104	83	-20%
Bankruptcy	143	120	141	18%
<b>Pending</b>				
Civil	47	61	89	+46%
Criminal Defendants	75	117	89	-24%
Bankruptcy	166	179	190	6%

### Criminal Offense Filings by Case Type 12-Month Period Ending September 30



### Felony Defendant Filings 12-months Ending September 30, 2016



### Magistrate Felony Proceedings 12-Month Period Ending September 30

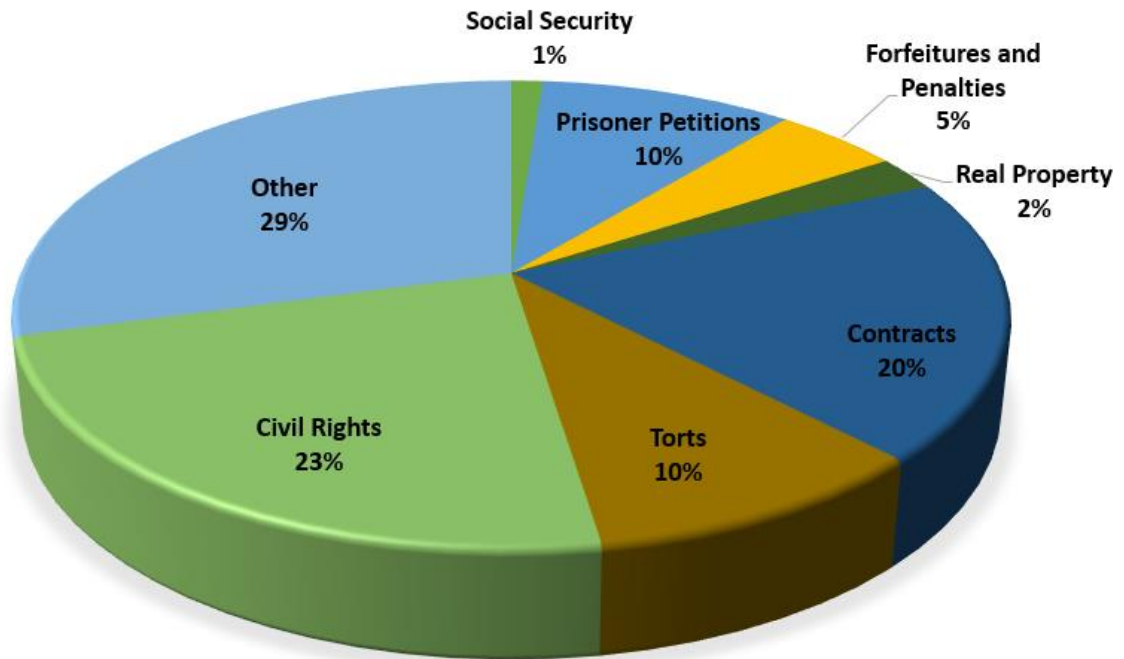
Year	Search Warrants	Arrest Warrants	Initial Appearances (inc. for revocations)	Arraignments	Detention/ Bail Hearings	Felony Guilty Pleas	Supervised Release Revocation Hearings
2013	136	27	106	40	20	61	5
2014	122	45	150	53	9	44	3
2015	85	49	194	78	3	58	4
2016	101	47	161	33	4	33	9

### Other Criminal Magistrate Work 12-Month Period Ending September 30

Year	Petty Offenses Disposed	Class A Misdemeanors Disposed	Initial Appearances (Misdemeanor)	Sentencing Proceedings
2013	0	25	36	0
2014	0	23	33	0
2015	13	24	40	2
2016	49	9	17	4

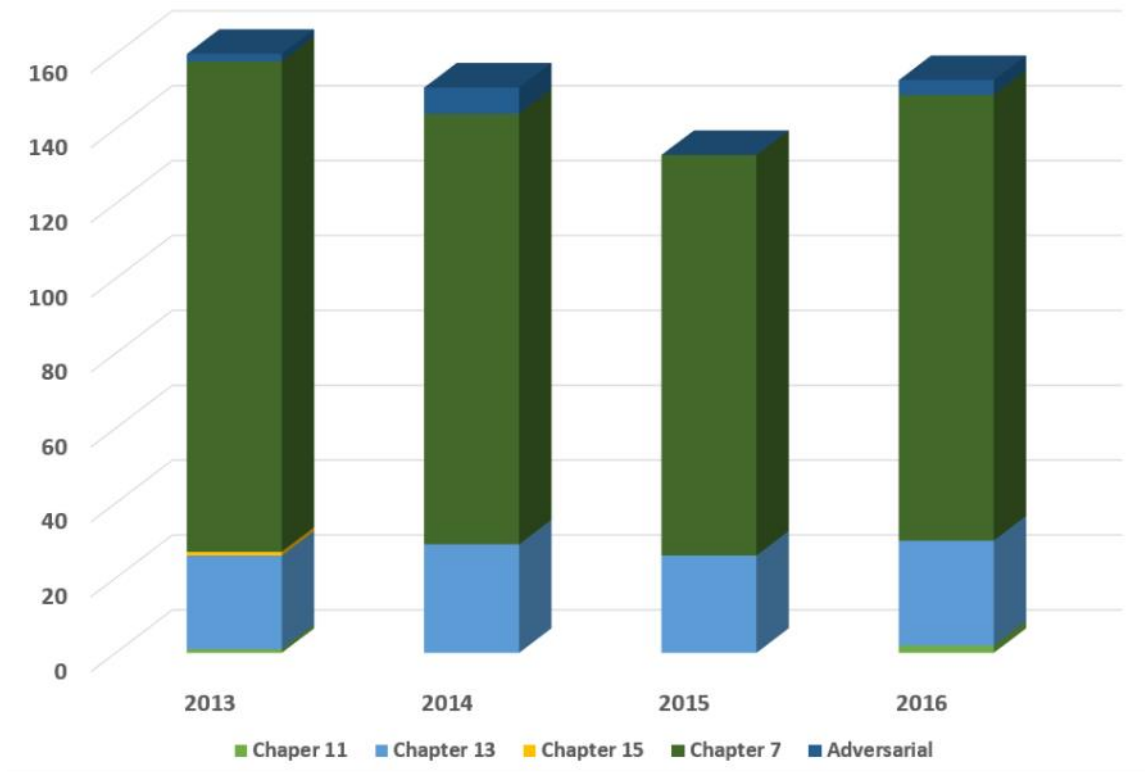
## Civil Cases Filed

12-months ending September 30, 2016



## Bankruptcy Filings

12-months ending September 30



## Probation/Pretrial Statistics 12-Month Period Ending September 30, 2016

	Guam # of cases (% change)	NMI # of cases (% change)
<b>Pretrial:</b>		
Cases Activated (regular) and Illegal Aliens:	41 (-61%)	18 (+13%)
Cases Activated (diversion):	0 (-100%)	0 (no change)
Clients Supervised During Time Period	109 (-34%)	21 (+17%)
Clients Active as of September 30, 2016	66 (-40%)	15 (+7%)
Diversion Clients Supervised During Time Period	4 (-64%)	1 (-50%)
Diversion Clients Active as of September 30, 2016	0 (-100%)	0 (-100%)
<b>Presentence:</b>		
Presentence Reports Completed:	80 (-7%)	18 (+80%)
<b>Post-Conviction:</b>		
Probation/TSR/Parolee Clients Supervised During Time Period	248 (+2%)	51 (-6%)
Probation/TSR/Parole clients active as of September 30, 2016	206 (+13%)	41 (+3%)